



# SANDPIPER

LUXURY FIFTH WHEELS BY FOREST RIVER





388BHRD



# LUXURY FIFTH WHEELS

Wherever you go, the Sandpiper line up will ensure you make the most out of every adventure. Unique floorplan designs like bunkhouses, front living spaces, rear living/entertainment, or outside kitchens will accommodate any traveler or group. Luxurious features like premium hardwood accents, an impressive stainless steel range, and patented Underbelly Armor, give the Sandpiper a reputation of elegance and outstanding quality.

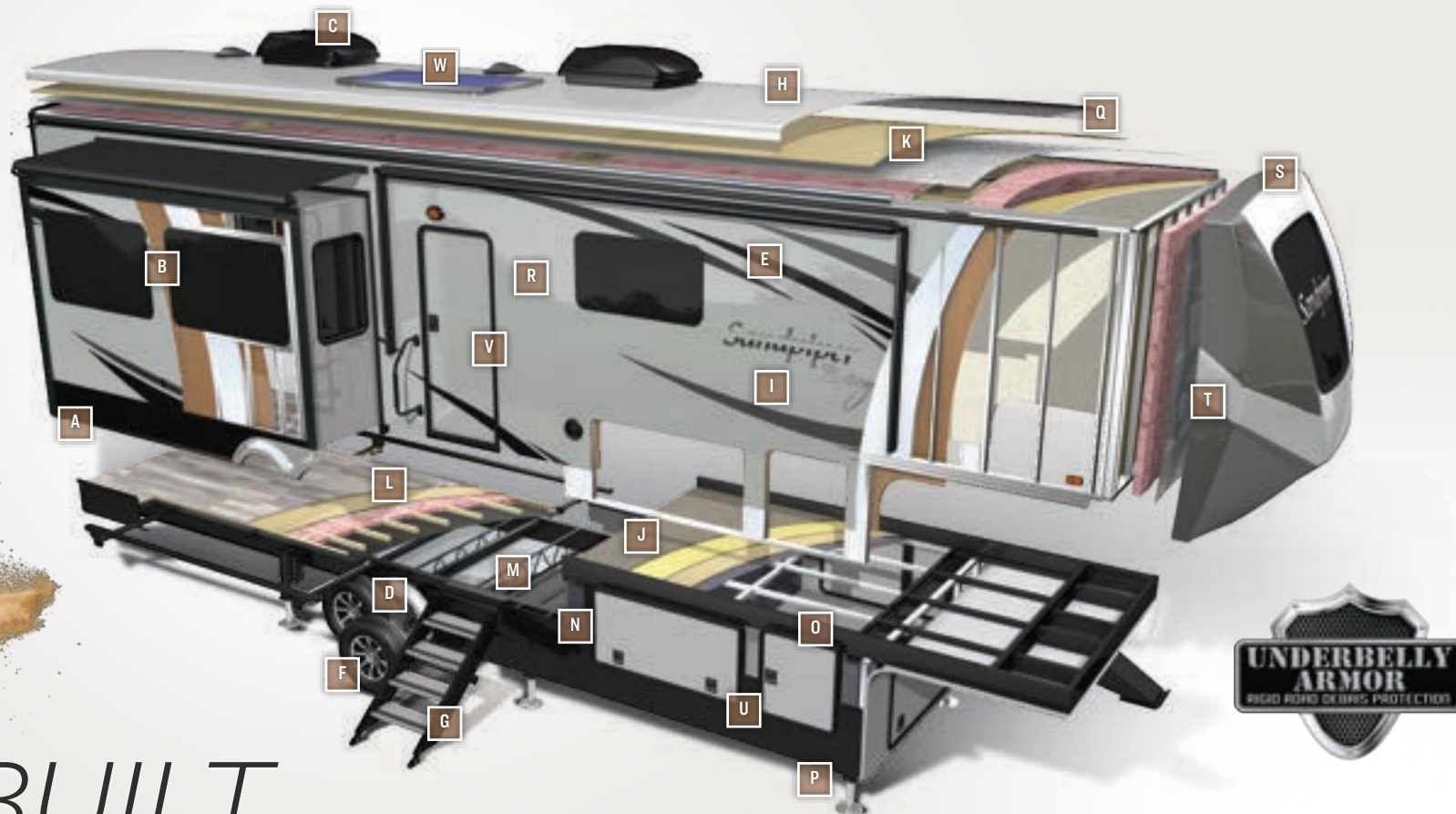


**391FLRB**



**388BHRD**





# BUILT TO LAST.

The Sandpiper is built to last using only the best materials to ensure that your coach is in it for the long haul. Careful engineering, well-appointed craftsmanship and an uncompromising sense of pride go into every fifth wheel that we produce. Rest assured that your Sandpiper is built for luxury living.

- |   |   |   |
|---|---|---|
| <b>A</b> Rolled Aluminum Side Skirting                                    | <b>I</b> 2" Block Foam Insulation                       | <b>Q</b> Sleek Radius Roof  |
| <b>B</b> Tinted Safety Glass Windows (80%)                                | <b>J</b> Deluxe Stain Resistant Carpet with Padding     | <b>R</b> Color Matched High Gloss Gelcoat Fiberglass Exterior               |
| <b>C</b> Dual Zone Ducted 15K BTU Air Conditioning Systems                | <b>K</b> 3/8" Roof decking (Full Walk-on Roof)          | <b>S</b> Two-tone Painted Fiberglass Front Cap (Standard)                   |
| <b>D</b> Lippert EZ Lube Axles with Self Adjusting Brakes                 | <b>L</b> 5/8" Tongue and Groove Plywood Flooring        | <b>T</b> Improved Front Cap for Sharper Turning Radius                      |
| <b>E</b> Laminated Vacuum Bonded Aluminum Sidewalls with Underbelly Armor | <b>M</b> Enclosed Underbelly with Underbelly Armor      | <b>U</b> Insulated Slam Lock Baggage Doors                                  |
| <b>F</b> Goodyear® 16" Radial Tires (87 mph speed rating)                 | <b>N</b> I-Beam Powder-Coated Frame with Rust Inhibitor | <b>V</b> Oversized Entry Doors  |
| <b>G</b> MORryde® "Step Above" with Strut Assist Entry Steps              | <b>O</b> Aluminum Laminated and Insulated Bath Deck     | <b>W</b> GoPower® 190W Roof Mounted Solar Panel with Controller and Battery |
| <b>H</b> Dicor Color Matched Seamless Roof (20-yr. Warranty)              | <b>P</b> 6 Point Automatic Hydraulic Leveling System    |   |

# LUXURY FIFTH WHEEL STANDARDS & OPTIONS

## EXTERIOR FEATURES

GoPower 190W roof mounted solar panel with controller and battery
Color match high gloss gel coat colored exterior fiberglass
Painted two-tone aerodynamic fiberglass front cap with improved turning radius
Docking station: Easy winterization, hot and cold spray port, black tank flush, pull valves for tanks
Enclosed and heated dump valves
Underbelly Armor
Large tinted windows with 80/20 UV prohibiter
Aluminum radius quad entry steps
Electric awning with LED light strip
16" Goodyear® Radial tires
Automotive-style fender skirts
Hitch light
Exterior kitchen (per floor plan)
Porch light with interior switch
30 lb. double LP tanks on slide tray with auto change over
Roof ladder
2 LED lighted exterior speakers
Rain gutters with extra long drip spouts (prevents black streaking)
Insulated heavy duty slam lock baggage doors
Exterior fold-able grab handle
Unobstructed drop frame pass through storage area with cable jacks and 110V outlet
2 spray ports with 25' hose (one on each side)
Upgraded aluminum rims
7,000 lb. axles
Friction hinge entry door
Hydraulic front jacks

## FIFTH WHEEL COMFORT PACKAGE

Two 15K A/Cs with individual thermostats
Electric fireplace with 5,200 BTU space heater
35K BTU furnace
High efficiency radiant foil (roof and floor)
Heated Holding Tanks (12V)

## SAFETY PACKAGE

Smoke alarm
Fire extinguisher
Breakaway switch (battery hook-up required)
Dead-bolt lock on entry door
LP/CO gas detector
Fire escape windows

## SIGNATURE PACKAGE

Stainless appliance package
Slam lock baggage doors
30" OTR Stainless microwave
Two 15K Air conditioners
Back splash
10 Gal. G/E water heater w/DSI
Soft close residential drawers and cabinet doors
16" spare tire
Docking station
Aluminum wheels with 7K axles
High gloss gel-coat fiberglass exterior
Washer/dryer prep
50" Flat screen television
Water filter system
Premium sound bar with DVD player
Power fan in bathroom(s)
22 cu. ft. refer w/1000 watt inverter
Electric awning w/ LED light strip
Backup camera prep
LED interior lighting throughout
LP quick disconnect
Shaw linoleum and carpet
Roller shades
Underbelly armor

## POPULAR OPTIONS

Second MORryde® "Step Above" w/ strut (two door models)
Tri-fold hide-a-bed with hinged bunk overhead (bunk slides)
Free-standing dinette with 4 chairs (per floor plan)
18 cu. ft. gas/electric refer
Washer and dryer
Generator prep
MaxxAir fan w/rain sensor
32" bedroom TV

Central vacuum
Slide room awnings

## INTERIOR FEATURES

84" Interior height with 6'4" slide heights
Hardwood slide-out fascia
Stainless steel appliances
Rustic wood plank linoleum
Decorative back splash
Two color coordinated interiors
Soft close full extension drawer glides
Hidden hinged cabinet doors with soft close full extension drawer glides
Stainless steel under mounted kitchen sink
Washer/Dryer prep
Handmade cabinetry with screwed lumber core stile construction
LED lighting throughout
Soild surface kitchen counter tops
Recessed residential lighting
Colored shower surround
Upgraded adjustable shower head with shelf
Theater seating with LED lighting
Accent lighting over dinette
LED lighting at islands
Night lights on fifth wheel steps
Walk-in shower with seat (most models)
Mocha accent crown molding over kitchen cabinets
Extra large picture windows throughout
Vented side windows in slide-outs
TV antenna with booster
Solid wood drawer fronts with birch sides
Upgraded raised panel cabinet doors with designer rails
Bedroom slide out fascia
LED lighted headboard
Teddy Bear® bunk mats
50" flat screen LED HD TV
Premium soundbar with built in flush mounted DVD player
Designer window treatment accented per décor
Ceiling fan
Tri-fold hide-a-bed sofa
Glider sofa with USB/110 outputs (standard in all off door bunk slides)

Residential stain resistant carpet
Quilted bedspread
Trash receptacle in kitchen

## CONSTRUCTION FEATURES

Welded aluminum-framed, vacuum bonded laminated superstructure
2" x 3" floor joists 12" on center
5/8" tongue & groove plywood floor decking
3/8" roof decking
Cambered powder coated frame with rust prohibiter
Fully enclosed heated underbelly
5" truss roof rafters
R-10 sidewall construction
Laminated sidewalls
Laminated slide-out walls

## PLATINUM PACKAGE

Soild surface kitchen counter tops
6 point hydraulic leveling system
High efficiency radiant foil (roof and floor)
King Memory Foam Mattress (where available)
2nd 15K ducted A/C
Maxx Air Fan in kitchen and bathroom
King WiFi extender system
3 camera security prep

## ULTIMATE KITCHEN PACKAGE

22 Cu. Ft. Stainless refer with 1000 watt inverter
4 Burner stainless range (N/A 38FKOK)
30" OTR Stainless microwave
Solid surface counter tops
Stainless steel sink
Soft close doors and drawers

## ULTIMATE ENTERTAINMENT PACKAGE

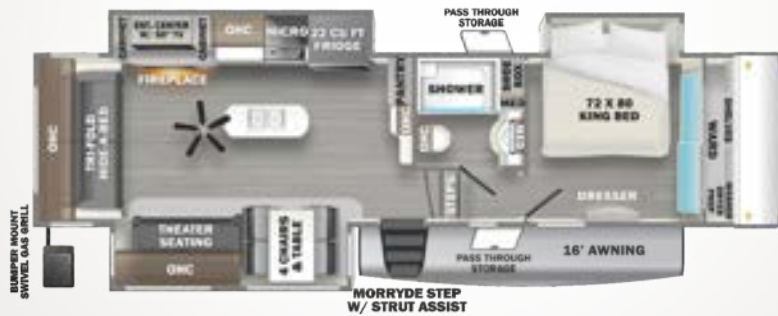
50" Flat screen TV
Soundbar with DVD player
Exterior speakers

## OPTIONAL POLAR TECH PACKAGE

Thermal pane windows
40K BTU furnace

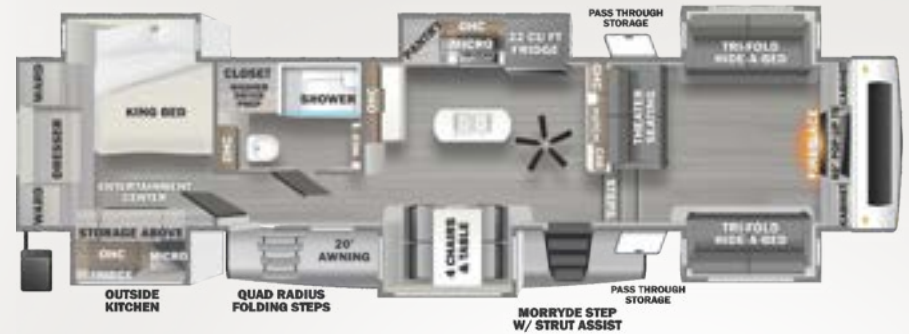
# SANDPIPER LUXURY FLOOR PLANS

321RL



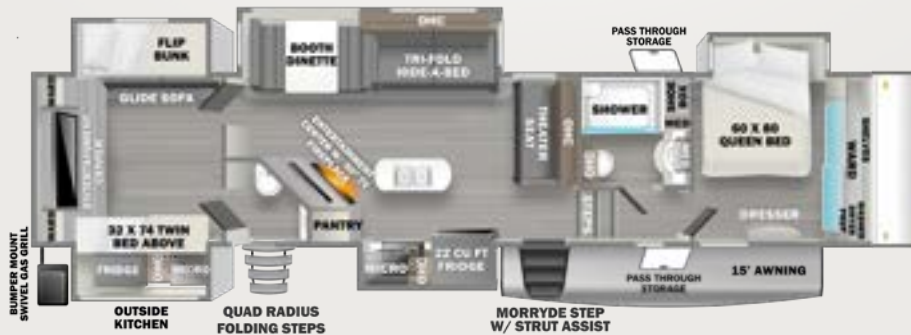
HITCH (LB.) 1,710 GVWR (LB.) 13,669 UVW (LB.) 10,669 CCC (LB.) 3,000  
 EXT. LENGTH 35' 0" EXT. HEIGHT 13' 5" EXT. WIDTH 96"  
 FRESH (GAL.) 50 GRAY (GAL.) 52 BLACK (GAL.) 52 AWNING SIZE 16'

379FLOK



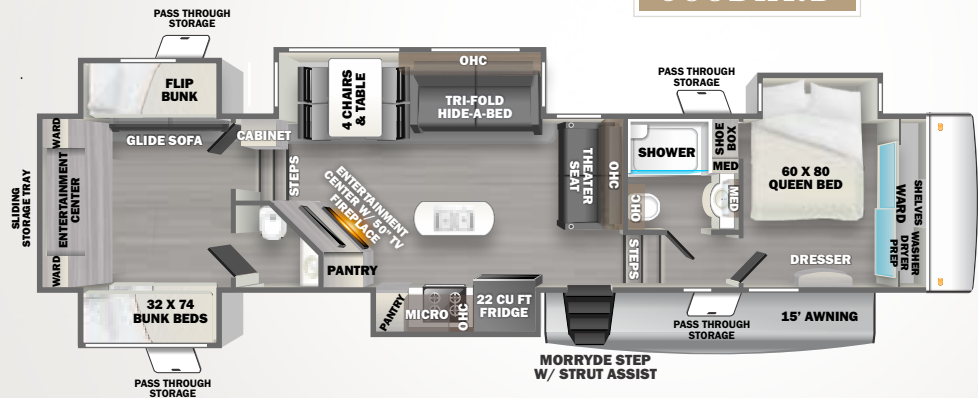
HITCH (LB.) 2,568 GVWR (LB.) 16,069 UVW (LB.) 13,069 CCC (LB.) 3,000  
 EXT. LENGTH 42' 9" EXT. HEIGHT 13' 5" EXT. WIDTH 96"  
 FRESH (GAL.) 50 GRAY (GAL.) 134 BLACK (GAL.) 52 AWNING SIZE 20'

384QBOK



HITCH (LB.) 2,261 GVWR (LB.) 16,132 UVW (LB.) 13,132 CCC (LB.) 3,000  
 EXT. LENGTH 41' 8" EXT. HEIGHT 13' 5" EXT. WIDTH 96"  
 FRESH (GAL.) 50 GRAY (GAL.) 134 BLACK (GAL.) 104 AWNING SIZE 15'

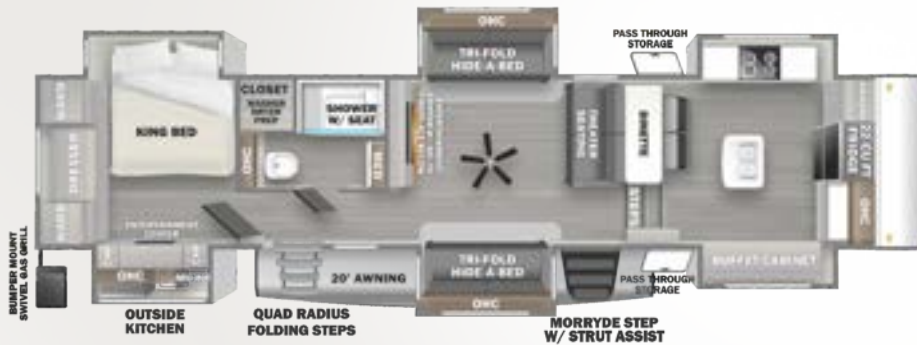
388BHRD



HITCH (LB.) 2,115 GVWR (LB.) 15,904 UVW (LB.) 12,904 CCC (LB.) 3,000  
 EXT. LENGTH 43' 5" EXT. HEIGHT 13' 5" EXT. WIDTH 96"  
 FRESH (GAL.) 50 GRAY (GAL.) 104. BLACK (GAL.) 104 AWNING SIZE 15'



### 38FKOK



HITCH (LB.) **2,256** GVWR (LB.) **15,823** UVW (LB.) **12,823** CCC (LB.) **3,000**

EXT. LENGTH **41' 9"** EXT. HEIGHT **13' 5"** EXT. WIDTH **96"**

FRESH (GAL.) **50** GRAY (GAL.) **134** BLACK (GAL.) **52** AWNING SIZE **20'**

### 391FLRB

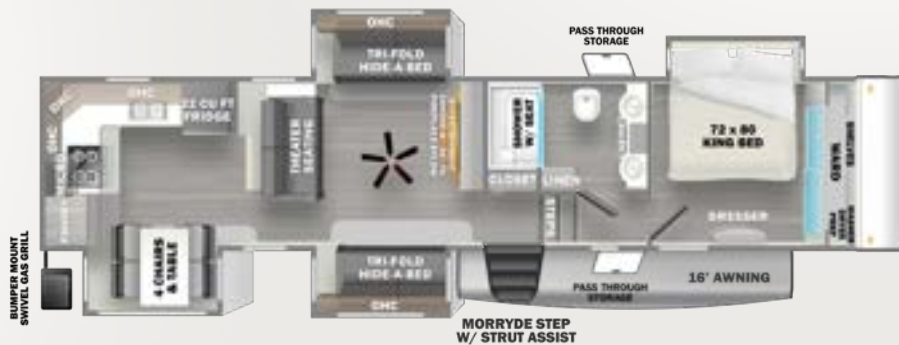


HITCH (LB.) **2,560** GVWR (LB.) **16,009** UVW (LB.) **13,009** CCC (LB.) **3,000**

EXT. LENGTH **43' 6"** EXT. HEIGHT **13' 5"** EXT. WIDTH **96"**

FRESH (GAL.) **50** GRAY (GAL.) **104** BLACK (GAL.) **52** AWNING SIZE **20'**

### 39BARK



HITCH (LB.) **2,105** GVWR (LB.) **15,079** UVW (LB.) **12,079** CCC (LB.) **3,000**

EXT. LENGTH **41' 0"** EXT. HEIGHT **13' 5"** EXT. WIDTH **96"**

FRESH (GAL.) **50** GRAY (GAL.) **104** BLACK (GAL.) **52** AWNING SIZE **16'**



# SANDPIPER WARRANTY. OUR PROMISE.

**FOR DETAILS ON SANDPIPER'S COMPLETE WARRANTY PROGRAM, SEE YOUR SANDPIPER DEALER.** When it comes to backing products with the same quality and commitment it does when it begins the manufacturing process, the only name you have to remember when you're looking for a recreational vehicle is Sandpiper. Sandpiper offers the following additional limited warranties to the original purchasers. Consult written warranty for details.



## PRE-DELIVERY INSPECTION FACILITY

20,000 square feet of quality assurance. The bare essentials for a premium product. This state-of-the-art facility gives immediate daily feedback to production for quality assurance in every unit built.



### Learn More


Scan this barcode using a QR Reader on your smart phone to learn more about Forest River.



A Berkshire Hathaway company.

5547 CR. 1 ELKHART, INDIANA 46515

WWW.FORESTRIVERINC.COM/SANDPIPER | 574.389.4600



## 24/7 EMERGENCY ROADSIDE ASSISTANCE WITH VEHICLE PURCHASE\*

TOWING  
JUMP-STARTS  
TIRE CHANGES  
FLUID DELIVERY  
LOCKOUT  
SERVICE

WINCH-OUT  
MOBILE MECHANIC  
TECHNICAL  
SUPPORT  
DEALER LOCATOR  
SERVICES



\*VALID FOR 1 YEAR FROM DATE OF PURCHASE

## JOIN THE MOVEMENT



See what's happening on these media platforms  
@SandpiperRVs

## CUSTOMER SATISFACTION



www.ForestRiverBuyLocal.com

**FREE MEMBERSHIP**  
to Forest River Owners' Group



YOUR **SANDPIPER LUXURY DEALER**

**Specification Definitions :: GVWR (Gross Vehicle Weight Rating)** - is the maximum permissible weight of the unit when fully loaded. It includes all weights, inclusive of all fluids, cargo, optional equipment and accessories. For safety and product performance do NOT exceed the GVWR. // **GAWR (Gross Axle Weight Rating)** - is the maximum permissible weight, including cargo, fluids, optional equipment and accessories that can be safely supported by a combination of all axles. // **UVW (Unloaded Vehicle Weight)\*** - is the typical weight of the unit as manufactured at the factory. It includes all weight at the unit's axle(s) and tongue or pin and LP Gas. The UVW does not include cargo, fresh potable water, additional optional equipment or dealer installed accessories. \*Estimated average based on standard build optional equipment. // **CCC (Cargo Carrying Capacity)\*\*** - is the amount of weight available for fresh potable water, cargo, additional optional equipment and accessories. CCC is equal to GVWR minus UVW. Available CCC should accommodate fresh potable water (8.3 lbs per gallon). Before filling the fresh water tank, empty the black and gray tanks to provide for more cargo capacity. \*\* Estimated average based on standard build optional equipment. // Each Forest River RV is weighed at the manufacturing facility prior to shipping. A label identifying the unloaded vehicle weight of the actual unit and the cargo carrying capacity is applied to every Forest River RV prior to leaving our facilities. The load capacity of your unit is designated by weight, not by volume, so you cannot necessarily use all available space when loading your unit. // All information contained in this brochure is believed to be accurate at the time of publication. However, during the model year, it may be necessary to make revisions and Forest River, Inc., reserves the right to make all such changes without notice, including prices, colors, materials, equipment and specifications as well as the addition of new models and the discontinuance of models shown in this brochure. Therefore, please consult with your Forest River dealer and confirm the existence of any materials, design or specifications that are material to your purchase decision. Litho. U.S.A. FOR 1885 P&W: 2021.12.21